

Name: **UNKNOWN (FETUS) #10-6213**
Case Number: **10-6213**

POST MORTEM EXAMINATION REPORT
OFFICE OF THE CHIEF MEDICAL EXAMINER
STATE OF MARYLAND

PAGE
2

An autopsy was performed on the body of **UNKNOWN (FETUS) #10-6213** at the Office of the Chief Medical Examiner for the State of Maryland on the **18th** day of **August 2010**.

EXTERNAL EXAMINATION

The fragments of fetal tissue and placenta were received in a small "Hefty Ziploc" plastic bag labeled "DB", 8/13/10, 21.5. The body was that of a previously frozen fragmented fetus of indeterminate sex and African American race of stated clinical age 21.5 weeks gestation with a total reported clinical weight of 132 grams. The fetal fragments weighed 63 grams. The total fetus weighed approximately 446 grams (see **Case #10-6158**). A right upper and lower extremity with tan/red shiny skin and a small portion of bowel were identified. The received extremities were normally formed with all digits present. Palmar creases were unremarkable. The right foot length was 3.7 cm and corresponded to an estimated gestational age of 21-23 weeks. The accompanying fragmented placenta measured in aggregate 8 x 7 x 1 cm, weighed 69 grams, and appeared unremarkable. The umbilical cord was 14.0 cm. in length, 0.5 cm in width, and contained three vessels.

EVIDENCE OF INJURY

Fragmentation of the fetus and placenta. (See **Case #10-6158**)

MICROSCOPIC EXAMINATION

Placenta: Heterogeneous population of second trimester villi in placental disc. No hydropic changes seen. Scattered decidual vessel hyalinization with adjacent decidual necrosis; Decidual lymphocyte and macrophage infiltration, predominantly surrounding and adjacent to vessels; Umbilical cord with three vessels, no inflammation seen.

RADIOGRAPHIC EXAMINATION

Long bone diaphyseal measurement and comparison of developmental ossification via radiograph corresponded to an estimated gestational age of 25.2 weeks.

Name: **UNKNOWN (FETUS) #10-6213**
Case Number: **10-6213**

POST MORTEM EXAMINATION REPORT
OFFICE OF THE CHIEF MEDICAL EXAMINER
STATE OF MARYLAND


PAGE
3


PATHOLOGIC DIAGNOSES

- I. Stillborn, Fragmented Fetus and Placenta of Indeterminate Sex, and African American Race:
A. Foot length measurement consistent with 21-25.2 weeks gestation


OPINION:

This 23.6 weeks gestational age stillborn (fetus), **UNKNOWN #10-6213**, of indeterminate sex and African American race was delivered as the result of **THERAPEUTIC ABORTION**. By report, investigation showed that this partial fetus was delivered by therapeutic abortion which resulted in injury to the mother and subsequent extraction from the abdominal cavity by C-section of the remaining portion of fetus **Case #10-6158**, the other fragmented portion of **Case #10-6213**. Autopsy was grossly consistent with **Cases #10-6158** and **#10-6213** being a single fragmented fetus. (See **Cases #10-6158** and **#10-6179**)


Mary G. Ripple, MD
Deputy Chief Medical Examiner


David R. Fowler, MD
Chief Medical Examiner

Date signed: 11/29/01


Nikki Mourtzinos, DO
Associate Pathologist